

PrevaLED COIN 50 COB G2

LED modules with integrated optics and heat sink



Areas of application

- Retail, shop, restaurant, hospitality
- High-end residential
- Suitable for indoor applications
- Connecting multiple modules in parallel on one LED driver is not permitted
- Connecting multiple modules in series on one LED driver is not recommended
- Do not use in sealed fixtures
- Avoid covering the lens with dust or any object

Product family benefits

- Compatible with conventional MR16 lamps
- Precise optical control and free from multi-shadow issue
- Replaceable front cover to maximize optics flexibility and future extension
- Dual mode options in High-Output (HO) and High-Efficacy (HE)

Product family features

- Color consistency < 2 SDCM
- TM30 compliant
- High flux output up to 1500 lm
- Beam angle: 24°, 36°
- Type of protection: IP20



Product family datasheet

Technical data

Electrical data

Product description	Nominal current	Nominal voltage	Type of current	On-mode power	Energy consumption in on-mode
PL-CN50-COB- 1400-927-15D-G2 ¹⁾	0.35 A	34.4 V	DC	12.2 W	12.2 kWh/1000h
PL-CN50-COB- 1400-930-15D-G2 ¹⁾	0.35 A	34.4 V	DC	12.1 W	12.1 kWh/1000h
PL-CN50-COB- 1400-935-15D-G2 ¹⁾	0.35 A	34.4 V	DC	12.1 W	12.1 kWh/1000h
PL-CN50-COB- 1400-940-15D-G2 ¹⁾	0.35 A	34.4 V	DC	12.2 W	12.2 kWh/1000h
PL-CN50-COB- 1400-827-15D-G2 ¹⁾	0.35 A	34.4 V	DC	12.1 W	12.1 kWh/1000h
PL-CN50-COB- 1400-830-15D-G2 ¹⁾	0.35 A	34.4 V	DC	12.1 W	12.1 kWh/1000h
PL-CN50-COB- 1400-840-15D-G2 ¹⁾	0.35 A	34.4 V	DC	12.2 W	12.2 kWh/1000h
PL-CN50-COB- 1400-927-24D-G2 ¹⁾	0.35 A	36.5 V	DC	12.6 W	12.6 kWh/1000h ²⁾
PL-CN50-COB- 1400-930-24D-G2 ¹⁾	0.35 A	36.5 V	DC	12.4 W	12.4 kWh/1000h ²⁾
PL-CN50-COB- 1400-935-24D-G2 ¹⁾	0.35 A	36.5 V	DC	12.5 W	12.5 kWh/1000h ²⁾
PL-CN50-COB- 1400-940-24D-G2 ¹⁾	0.35 A	36.5 V	DC	12.5 W	12.5 kWh/1000h ²⁾
PL-CN50-COB- 1400-827-24D-G2 ¹⁾	0.35 A	36.5 V	DC	12.5 W	12.5 kWh/1000h ²⁾
PL-CN50-COB- 1400-830-24D-G2 ¹⁾	0.35 A	36.5 V	DC	12.6 W	12.6 kWh/1000h ²⁾
PL-CN50-COB- 1400-840-24D-G2 ¹⁾	0.35 A	36.5 V	DC	12.5 W	12.5 kWh/1000h ²⁾
PL-CN50-COB- 1400-865-24D-G2 ¹⁾	0.35 A	36.5 V	DC	12.5 W	12.5 kWh/1000h ²⁾
PL-CN50-COB- 1400-927-40D-G2 ¹⁾	0.35 A	36.5 V	DC	12.5 W	12.5 kWh/1000h ²⁾
PL-CN50-COB- 1400-930-40D-G2 ¹⁾	0.35 A	36.5 V	DC	12.5 W	12.5 kWh/1000h ²⁾
PL-CN50-COB- 1400-935-40D-G2 ¹⁾	0.35 A	36.5 V	DC	12.5 W	12.5 kWh/1000h ²⁾
PL-CN50-COB- 1400-940-40D-G2 ¹⁾	0.35 A	36.5 V	DC	12.5 W	12.5 kWh/1000h ²⁾
PL-CN50-COB- 1400-827-40D-G2 ¹⁾	0.35 A	36.5 V	DC	12.4 W	12.4 kWh/1000h ²⁾
PL-CN50-COB- 1400-830-40D-G2 ¹⁾	0.35 A	36.5 V	DC	12.8 W	12.8 kWh/1000h ²⁾
PL-CN50-COB- 1400-840-40D-G2 ¹⁾	0.35 A	36.5 V	DC	12.5 W	12.5 kWh/1000h ²⁾
PL-CN50-COB- 1400-865-40D-G2 ¹⁾	0.35 A	36.5 V	DC	12.5 W	12.5 kWh/1000h ²⁾
PL-CN50-COB- 1400-930UW-24D-G2 ¹⁾	0.35 A	34.5 V	DC	11.9 W	11.9 kWh/1000h ²⁾
PL-CN50-COB- 1400-935UW-24D-G2 ¹⁾	0.35 A	34.5 V	DC	12 W	12 kWh/1000h ²⁾
PL-CN50-COB- 1400-930UW-40D-G2 ¹⁾	0.35 A	34.5 V	DC	11.9 W	11.9 kWh/1000h ²⁾
PL-CN50-COB- 1400-935UW-40D-G2 ¹⁾	0.35 A	34.5 V	DC	12 W	12 kWh/1000h ²⁾

¹⁾ See product remark

²⁾ .

Photometrical data

Product description	Luminous efficacy	Light color (designation)	Color rendering index Ra	Correlated color temperature CCT
PL-CN50-COB- 1400-927-15D-G2 ¹⁾	87 lm/W	2700 K	90	2700 K
PL-CN50-COB- 1400-930-15D-G2 ¹⁾	92 lm/W	3000 K	90	3000 K
PL-CN50-COB- 1400-935-15D-G2 ¹⁾	94 lm/W	3500 K	90	3500 K

Product family datasheet

Product description	Luminous efficacy	Light color (designation)	Color rendering index Ra	Correlated color temperature CCT
PL-CN50-COB- 1400-940-15D-G2 ¹⁾	96 lm/W	4000 K	90	4000 K
PL-CN50-COB- 1400-827-15D-G2 ¹⁾	99 lm/W	2700 K	80	2700 K
PL-CN50-COB- 1400-830-15D-G2 ¹⁾	104 lm/W	3000 K	80	3000 K
PL-CN50-COB- 1400-840-15D-G2 ¹⁾	110 lm/W	4000 K	80	4000 K
PL-CN50-COB- 1400-927-24D-G2 ¹⁾	92 lm/W	2700 K	90	2700 K
PL-CN50-COB- 1400-930-24D-G2 ¹⁾	97 lm/W	3000 K	90	3000 K
PL-CN50-COB- 1400-935-24D-G2 ¹⁾	100 lm/W	3500 K	90	3400 K
PL-CN50-COB- 1400-940-24D-G2 ¹⁾	102 lm/W	4000 K	90	3900 K
PL-CN50-COB- 1400-827-24D-G2 ¹⁾	108 lm/W	2700 K	80	2700 K
PL-CN50-COB- 1400-830-24D-G2 ¹⁾	97 lm/W	3000 K	80	3000 K
PL-CN50-COB- 1400-840-24D-G2 ¹⁾	119 lm/W	4000 K	80	3900 K
PL-CN50-COB- 1400-865-24D-G2 ¹⁾	119 lm/W	6500 K	80	6300 K
PL-CN50-COB- 1400-927-40D-G2 ¹⁾	94.0 lm/W	2700 K	90	2700 K
PL-CN50-COB- 1400-930-40D-G2 ¹⁾	99 lm/W	3000 K	90	3000 K
PL-CN50-COB- 1400-935-40D-G2 ¹⁾	102 lm/W	3500 K	90	3400 K
PL-CN50-COB- 1400-940-40D-G2 ¹⁾	104 lm/W	4000 K	90	3900 K
PL-CN50-COB- 1400-827-40D-G2 ¹⁾	110 lm/W	2700 K	80	2700 K
PL-CN50-COB- 1400-830-40D-G2 ¹⁾	116 lm/W	3000 K	80	3000 K
PL-CN50-COB- 1400-840-40D-G2 ¹⁾	122 lm/W	4000 K	80	3900 K
PL-CN50-COB- 1400-865-40D-G2 ¹⁾	122 lm/W	6500 K	80	6300 K
PL-CN50-COB- 1400-930UW-24D-G2 ¹⁾	101 lm/W	3000 K	90	3000 K
PL-CN50-COB- 1400-935UW-24D-G2 ¹⁾	105 lm/W	3500 K	90	3500 K
PL-CN50-COB- 1400-930UW-40D-G2 ¹⁾	103 lm/W	3000 K	90	3000 K
PL-CN50-COB- 1400-935UW-40D-G2 ¹⁾	107 lm/W	3500 K	90	3500 K

Product description	Colour consistency (McAdam ellipses)	Useful luminous flux (Φ _{use})
PL-CN50-COB- 1400-927-15D-G2 ¹⁾	2	981 lm ²⁾
PL-CN50-COB- 1400-930-15D-G2 ¹⁾	2	1032 lm ²⁾
PL-CN50-COB- 1400-935-15D-G2 ¹⁾	2	1050 lm ²⁾
PL-CN50-COB- 1400-940-15D-G2 ¹⁾	2	1128 lm ²⁾
PL-CN50-COB- 1400-827-15D-G2 ¹⁾	2	1123 lm ²⁾
PL-CN50-COB- 1400-830-15D-G2 ¹⁾	2	1180 lm ²⁾
PL-CN50-COB- 1400-840-15D-G2 ¹⁾	2	1239 lm ²⁾
PL-CN50-COB- 1400-927-24D-G2 ¹⁾	2	1000 lm ²⁾
PL-CN50-COB- 1400-930-24D-G2 ¹⁾	2	1050 lm ²⁾
PL-CN50-COB- 1400-935-24D-G2 ¹⁾	2	1100 lm ²⁾
PL-CN50-COB- 1400-940-24D-G2 ¹⁾	2	1100 lm ²⁾
PL-CN50-COB- 1400-827-24D-G2 ¹⁾	2	1150 lm ²⁾
PL-CN50-COB- 1400-830-24D-G2 ¹⁾	2	1200 lm ²⁾
PL-CN50-COB- 1400-840-24D-G2 ¹⁾	2	1250 lm ²⁾
PL-CN50-COB- 1400-865-24D-G2 ¹⁾	2	1300 lm ²⁾

Product family datasheet

Product description	Colour consistency (McAdam ellipses)	Useful luminous flux (Φ_{use})
PL-CN50-COB- 1400-927-40D-G2 ¹⁾	2	1000 lm ²⁾
PL-CN50-COB- 1400-930-40D-G2 ¹⁾	2	1050 lm ²⁾
PL-CN50-COB- 1400-935-40D-G2 ¹⁾	2	1100 lm ²⁾
PL-CN50-COB- 1400-940-40D-G2 ¹⁾	2	1100 lm ²⁾
PL-CN50-COB- 1400-827-40D-G2 ¹⁾	2	1200 lm ²⁾
PL-CN50-COB- 1400-830-40D-G2 ¹⁾	2	1250 lm ²⁾
PL-CN50-COB- 1400-840-40D-G2 ¹⁾	2	1300 lm ²⁾
PL-CN50-COB- 1400-865-40D-G2 ¹⁾	2	1300 lm ²⁾
PL-CN50-COB- 1400-930UW-24D-G2 ¹⁾	2	1100 lm ²⁾
PL-CN50-COB- 1400-935UW-24D-G2 ¹⁾	2	1150 lm ²⁾
PL-CN50-COB- 1400-930UW-40D-G2 ¹⁾	2	1100 lm ²⁾
PL-CN50-COB- 1400-935UW-40D-G2 ¹⁾	2	1200 lm ²⁾

¹⁾ See product remark

²⁾ 90°

Light technical data

Product description	Starting time	Warm-up time (60 %)
PL-CN50-COB- 1400-927-15D-G2 ¹⁾	< 0.5 s	< 2.00 s
PL-CN50-COB- 1400-930-15D-G2 ¹⁾	< 0.5 s	< 2.00 s
PL-CN50-COB- 1400-935-15D-G2 ¹⁾	< 0.5 s	< 2.00 s
PL-CN50-COB- 1400-940-15D-G2 ¹⁾	< 0.5 s	< 2.00 s
PL-CN50-COB- 1400-827-15D-G2 ¹⁾	< 0.5 s	< 2.00 s
PL-CN50-COB- 1400-830-15D-G2 ¹⁾	< 0.5 s	< 2.00 s
PL-CN50-COB- 1400-840-15D-G2 ¹⁾	< 0.5 s	< 2.00 s
PL-CN50-COB- 1400-927-24D-G2 ¹⁾	< 0.5 s	< 2.00 s
PL-CN50-COB- 1400-930-24D-G2 ¹⁾	< 2.0 s	< 0.50 s
PL-CN50-COB- 1400-935-24D-G2 ¹⁾	< 0.5 s	< 2.00 s
PL-CN50-COB- 1400-940-24D-G2 ¹⁾	< 0.5 s	< 2.00 s
PL-CN50-COB- 1400-827-24D-G2 ¹⁾	< 0.5 s	< 2.00 s
PL-CN50-COB- 1400-830-24D-G2 ¹⁾	< 0.5 s	< 2.00 s
PL-CN50-COB- 1400-840-24D-G2 ¹⁾	< 0.5 s	< 2.00 s
PL-CN50-COB- 1400-865-24D-G2 ¹⁾	< 2.0 s	< 2.00 s
PL-CN50-COB- 1400-927-40D-G2 ¹⁾	< 0.5 s	< 2.00 s
PL-CN50-COB- 1400-930-40D-G2 ¹⁾	< 0.5 s	< 2.00 s
PL-CN50-COB- 1400-935-40D-G2 ¹⁾	< 0.5 s	< 2.00 s
PL-CN50-COB- 1400-940-40D-G2 ¹⁾	< 0.5 s	< 2.00 s
PL-CN50-COB- 1400-827-40D-G2 ¹⁾	< 0.5 s	< 2.00 s
PL-CN50-COB- 1400-830-40D-G2 ¹⁾	< 0.5 s	< 2.00 s
PL-CN50-COB- 1400-840-40D-G2 ¹⁾	< 0.5 s	< 2.00 s
PL-CN50-COB- 1400-865-40D-G2 ¹⁾	< 0.5 s	< 2.00 s

Product family datasheet

Product description	Starting time	Warm-up time (60 %)
PL-CN50-COB- 1400-930UW-24D-G2 ¹⁾	< 0.5 s	< 2.00 s
PL-CN50-COB- 1400-935UW-24D-G2 ¹⁾	< 0.5 s	< 2.00 s
PL-CN50-COB- 1400-930UW-40D-G2 ¹⁾	< 0.5 s	< 2.00 s
PL-CN50-COB- 1400-935UW-40D-G2 ¹⁾	< 0.5 s	< 2.00 s

¹⁾ See product remark

Dimensions & weight

Product description	Diameter	Product weight	Height	Length
PL-CN50-COB- 1400-927-15D-G2 ¹⁾	50.0 mm	90.00 g	55 mm	50 mm
PL-CN50-COB- 1400-930-15D-G2 ¹⁾	50.0 mm	90.00 g	55 mm	50 mm
PL-CN50-COB- 1400-935-15D-G2 ¹⁾	50.0 mm	90.00 g	55 mm	50 mm
PL-CN50-COB- 1400-940-15D-G2 ¹⁾	50.0 mm	90.00 g	55 mm	50 mm
PL-CN50-COB- 1400-827-15D-G2 ¹⁾	50.0 mm	90.00 g	55 mm	50 mm
PL-CN50-COB- 1400-830-15D-G2 ¹⁾	50.0 mm	90.00 g	55 mm	50 mm
PL-CN50-COB- 1400-840-15D-G2 ¹⁾	50.0 mm	90.00 g	55 mm	50 mm
PL-CN50-COB- 1400-927-24D-G2 ¹⁾	50.0 mm ²⁾	90.00 g	55 mm	50 mm
PL-CN50-COB- 1400-930-24D-G2 ¹⁾	50.0 mm ²⁾	90.00 g	55 mm	50 mm
PL-CN50-COB- 1400-935-24D-G2 ¹⁾	50.0 mm ²⁾	90.00 g	55 mm	50 mm
PL-CN50-COB- 1400-940-24D-G2 ¹⁾	50.0 mm ²⁾	90.00 g	55 mm	50 mm
PL-CN50-COB- 1400-827-24D-G2 ¹⁾	50.0 mm ²⁾	90.00 g	55 mm	50 mm
PL-CN50-COB- 1400-830-24D-G2 ¹⁾	50.0 mm ²⁾	90.00 g	55 mm	50 mm
PL-CN50-COB- 1400-840-24D-G2 ¹⁾	50.0 mm ²⁾	90.00 g	55 mm	50 mm
PL-CN50-COB- 1400-865-24D-G2 ¹⁾	50.0 mm ²⁾	90.00 g	55 mm	50 mm
PL-CN50-COB- 1400-927-40D-G2 ¹⁾	50.0 mm ²⁾	90.00 g	55 mm	50 mm
PL-CN50-COB- 1400-930-40D-G2 ¹⁾	50.0 mm ²⁾	90.00 g	55 mm	50 mm
PL-CN50-COB- 1400-935-40D-G2 ¹⁾	50.0 mm ²⁾	90.00 g	55 mm	50 mm
PL-CN50-COB- 1400-940-40D-G2 ¹⁾	50.0 mm ²⁾	90.00 g	55 mm	50 mm
PL-CN50-COB- 1400-827-40D-G2 ¹⁾	50.0 mm ²⁾	90.00 g	55 mm	50 mm
PL-CN50-COB- 1400-830-40D-G2 ¹⁾	50.0 mm ²⁾	90.00 g	55 mm	50 mm
PL-CN50-COB- 1400-840-40D-G2 ¹⁾	50.0 mm ²⁾	90.00 g	55 mm	50 mm
PL-CN50-COB- 1400-865-40D-G2 ¹⁾	50.0 mm ²⁾	90.00 g	55 mm	50 mm
PL-CN50-COB- 1400-930UW-24D-G2 ¹⁾	50.0 mm ²⁾	90.00 g	55 mm	50 mm
PL-CN50-COB- 1400-935UW-24D-G2 ¹⁾	50.0 mm ²⁾	90.00 g	55 mm	50 mm
PL-CN50-COB- 1400-930UW-40D-G2 ¹⁾	50.0 mm ²⁾	90.00 g	55 mm	50 mm
PL-CN50-COB- 1400-935UW-40D-G2 ¹⁾	50.0 mm ²⁾	90.00 g	55 mm	50 mm
Product description	Width			
PL-CN50-COB- 1400-927-15D-G2 ¹⁾	50 mm			

Product family datasheet

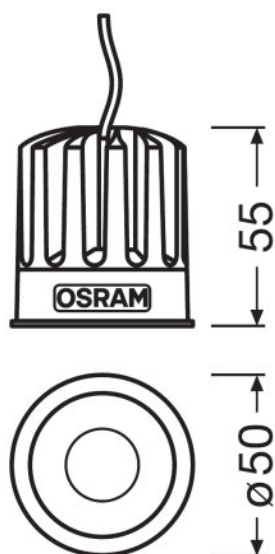
Product description	Width
PL-CN50-COB- 1400-930-15D-G2 ¹⁾	50 mm
PL-CN50-COB- 1400-935-15D-G2 ¹⁾	50 mm
PL-CN50-COB- 1400-940-15D-G2 ¹⁾	50 mm
PL-CN50-COB- 1400-827-15D-G2 ¹⁾	50 mm
PL-CN50-COB- 1400-830-15D-G2 ¹⁾	50 mm
PL-CN50-COB- 1400-840-15D-G2 ¹⁾	50 mm
PL-CN50-COB- 1400-927-24D-G2 ¹⁾	50 mm
PL-CN50-COB- 1400-930-24D-G2 ¹⁾	50 mm
PL-CN50-COB- 1400-935-24D-G2 ¹⁾	50 mm
PL-CN50-COB- 1400-940-24D-G2 ¹⁾	50 mm
PL-CN50-COB- 1400-827-24D-G2 ¹⁾	50 mm
PL-CN50-COB- 1400-830-24D-G2 ¹⁾	50 mm
PL-CN50-COB- 1400-840-24D-G2 ¹⁾	50 mm
PL-CN50-COB- 1400-865-24D-G2 ¹⁾	50 mm
PL-CN50-COB- 1400-927-40D-G2 ¹⁾	50 mm
PL-CN50-COB- 1400-930-40D-G2 ¹⁾	50 mm
PL-CN50-COB- 1400-935-40D-G2 ¹⁾	50 mm
PL-CN50-COB- 1400-940-40D-G2 ¹⁾	50 mm
PL-CN50-COB- 1400-827-40D-G2 ¹⁾	50 mm
PL-CN50-COB- 1400-830-40D-G2 ¹⁾	50 mm
PL-CN50-COB- 1400-840-40D-G2 ¹⁾	50 mm
PL-CN50-COB- 1400-865-40D-G2 ¹⁾	50 mm
PL-CN50-COB- 1400-930UW-24D-G2 ¹⁾	50 mm
PL-CN50-COB- 1400-935UW-24D-G2 ¹⁾	50 mm
PL-CN50-COB- 1400-930UW-40D-G2 ¹⁾	50 mm
PL-CN50-COB- 1400-935UW-40D-G2 ¹⁾	50 mm

¹⁾ See product remark

²⁾ ±0.3 mm

Product family datasheet

Product line drawing



PL-CN50-COB- 1400-927-15D-G2, PL-CN50-COB- 1400-930-15D-G2, PL-CN50-COB- 1400-935-15D-G2, PL-CN50-COB- 1400-940-15D-G2, PL-CN50-COB- 1400-827-15D-G2, PL-CN50-COB- 1400-830-15D-G2, PL-CN50-COB- 1400-840-15D-G2, PL-CN50-COB- 1400-927-24D-G2, PL-CN50-COB- 1400-930-24D-G2, PL-CN50-COB- 1400-935-24D-G2, PL-CN50-COB- 1400-940-24D-G2, PL-CN50-COB- 1400-827-24D-G2, PL-CN50-COB- 1400-830-24D-G2, PL-CN50-COB- 1400-840-24D-G2, PL-CN50-COB- 1400-865-24D-G2, PL-CN50-COB- 1400-927-40D-G2, PL-CN50-COB- 1400-930-40D-G2, PL-CN50-COB- 1400-935-40D-G2, PL-CN50-COB- 1400-940-40D-G2, PL-CN50-COB- 1400-827-40D-G2, PL-CN50-COB- 1400-830-40D-G2, PL-CN50-COB- 1400-840-40D-G2, PL-CN50-COB- 1400-865-40D-G2, PL-CN50-COB- 1400-930UW-24D-G2, PL-CN50-COB- 1400-935UW-24D-G2, PL-CN50-COB- 1400-930UW-40D-G2, PL-CN50-COB- 1400-935UW-40D-G2

Colors & materials

Product description	Heatsink color
PL-CN50-COB- 1400-927-15D-G2 ¹⁾	Grey
PL-CN50-COB- 1400-930-15D-G2 ¹⁾	Grey
PL-CN50-COB- 1400-935-15D-G2 ¹⁾	Grey
PL-CN50-COB- 1400-940-15D-G2 ¹⁾	Grey
PL-CN50-COB- 1400-827-15D-G2 ¹⁾	Grey
PL-CN50-COB- 1400-830-15D-G2 ¹⁾	Grey

Product family datasheet

Product description	Heatsink color
PL-CN50-COB- 1400-840-15D-G2 ¹⁾	Grey
PL-CN50-COB- 1400-927-24D-G2 ¹⁾	Grey
PL-CN50-COB- 1400-930-24D-G2 ¹⁾	Grey
PL-CN50-COB- 1400-935-24D-G2 ¹⁾	Grey
PL-CN50-COB- 1400-940-24D-G2 ¹⁾	Grey
PL-CN50-COB- 1400-827-24D-G2 ¹⁾	Grey
PL-CN50-COB- 1400-830-24D-G2 ¹⁾	Grey
PL-CN50-COB- 1400-840-24D-G2 ¹⁾	Grey
PL-CN50-COB- 1400-865-24D-G2 ¹⁾	Grey
PL-CN50-COB- 1400-927-40D-G2 ¹⁾	Grey
PL-CN50-COB- 1400-930-40D-G2 ¹⁾	Grey
PL-CN50-COB- 1400-935-40D-G2 ¹⁾	Grey
PL-CN50-COB- 1400-940-40D-G2 ¹⁾	Grey
PL-CN50-COB- 1400-827-40D-G2 ¹⁾	Grey
PL-CN50-COB- 1400-830-40D-G2 ¹⁾	Grey
PL-CN50-COB- 1400-840-40D-G2 ¹⁾	Grey
PL-CN50-COB- 1400-865-40D-G2 ¹⁾	Grey
PL-CN50-COB- 1400-930UW-24D-G2 ¹⁾	Grey
PL-CN50-COB- 1400-935UW-24D-G2 ¹⁾	Grey
PL-CN50-COB- 1400-930UW-40D-G2 ¹⁾	Grey
PL-CN50-COB- 1400-935UW-40D-G2 ¹⁾	Grey

¹⁾ See product remark

Temperatures & operating conditions

Product description	Performance temp. acc. to IEC 62717	Maximum temperature at tc test point	Ambient temperature range	Temperature range at storage
PL-CN50-COB- 1400-927-15D-G2 ¹⁾	70 °C	90 °C	-25...+40 °C	-40...80 °C
PL-CN50-COB- 1400-930-15D-G2 ¹⁾	70 °C	90 °C	-25...+40 °C	-40...80 °C
PL-CN50-COB- 1400-935-15D-G2 ¹⁾	70 °C	90 °C	-25...+40 °C	-40...80 °C
PL-CN50-COB- 1400-940-15D-G2 ¹⁾	70 °C	90 °C	-25...+40 °C	-40...80 °C
PL-CN50-COB- 1400-827-15D-G2 ¹⁾	70 °C	90 °C	-25...+40 °C	-40...80 °C
PL-CN50-COB- 1400-830-15D-G2 ¹⁾	70 °C	90 °C	-25...+40 °C	-40...80 °C
PL-CN50-COB- 1400-840-15D-G2 ¹⁾	70 °C	90 °C	-25...+40 °C	-40...80 °C
PL-CN50-COB- 1400-927-24D-G2 ¹⁾	70 °C	90 °C	-25...+40 °C	-40...80 °C
PL-CN50-COB- 1400-930-24D-G2 ¹⁾	70 °C	90 °C	-25...+40 °C	-40...80 °C
PL-CN50-COB- 1400-935-24D-G2 ¹⁾	70 °C	90 °C	-25...+40 °C	-40...80 °C
PL-CN50-COB- 1400-940-24D-G2 ¹⁾	70 °C	90 °C	-25...+40 °C	-40...80 °C
PL-CN50-COB- 1400-827-24D-G2 ¹⁾	70 °C	90 °C	-25...+40 °C	-40...80 °C
PL-CN50-COB- 1400-830-24D-G2 ¹⁾	70 °C	90 °C	-25...+40 °C	-40...80 °C
PL-CN50-COB- 1400-840-24D-G2 ¹⁾	70 °C	90 °C	-25...+40 °C	-40...80 °C
PL-CN50-COB- 1400-865-24D-G2 ¹⁾	70 °C	90 °C	-25...+40 °C	-40...80 °C

Product family datasheet

Product description	Performance temp. acc. to IEC 62717	Maximum temperature at tc test point	Ambient temperature range	Temperature range at storage
PL-CN50-COB- 1400-927-40D-G2 ¹⁾	70 °C	90 °C	-25...+40 °C	-40...80 °C
PL-CN50-COB- 1400-930-40D-G2 ¹⁾	70 °C	90 °C	-25...+40 °C	-40...80 °C
PL-CN50-COB- 1400-935-40D-G2 ¹⁾	70 °C	90 °C	-25...+40 °C	-40...80 °C
PL-CN50-COB- 1400-940-40D-G2 ¹⁾	70 °C	90 °C	-25...+40 °C	-40...80 °C
PL-CN50-COB- 1400-827-40D-G2 ¹⁾	70 °C	90 °C	-25...+40 °C	-40...80 °C
PL-CN50-COB- 1400-830-40D-G2 ¹⁾	70 °C	90 °C	-25...+40 °C	-40...80 °C
PL-CN50-COB- 1400-840-40D-G2 ¹⁾	70 °C	90 °C	-25...+40 °C	-40...80 °C
PL-CN50-COB- 1400-865-40D-G2 ¹⁾	70 °C	90 °C	-25...+40 °C	-40...80 °C
PL-CN50-COB- 1400-930UW-24D-G2 ¹⁾	70 °C	90 °C	-25...+40 °C	-40...80 °C
PL-CN50-COB- 1400-935UW-24D-G2 ¹⁾	70 °C	90 °C	-25...+40 °C	-40...80 °C
PL-CN50-COB- 1400-930UW-40D-G2 ¹⁾	70 °C	90 °C	-25...+40 °C	-40...80 °C
PL-CN50-COB- 1400-935UW-40D-G2 ¹⁾	70 °C	90 °C	-25...+40 °C	-40...80 °C

¹⁾ See product remark

Lifespan

Product description	Number of switching cycles	Lumen maintenance factor LMF
PL-CN50-COB- 1400-927-15D-G2 ¹⁾	15000	96
PL-CN50-COB- 1400-930-15D-G2 ¹⁾	15000	96
PL-CN50-COB- 1400-935-15D-G2 ¹⁾	15000	96
PL-CN50-COB- 1400-940-15D-G2 ¹⁾	15000	96
PL-CN50-COB- 1400-827-15D-G2 ¹⁾	15000	96
PL-CN50-COB- 1400-830-15D-G2 ¹⁾	15000	96
PL-CN50-COB- 1400-840-15D-G2 ¹⁾	15000	96
PL-CN50-COB- 1400-927-24D-G2 ¹⁾	15000	96 ²⁾
PL-CN50-COB- 1400-930-24D-G2 ¹⁾	15000	96 ²⁾
PL-CN50-COB- 1400-935-24D-G2 ¹⁾	15000	96 ²⁾
PL-CN50-COB- 1400-940-24D-G2 ¹⁾	15000	96 ²⁾
PL-CN50-COB- 1400-827-24D-G2 ¹⁾	15000	96 ²⁾
PL-CN50-COB- 1400-830-24D-G2 ¹⁾	15000	96 ²⁾
PL-CN50-COB- 1400-840-24D-G2 ¹⁾	15000	96 ²⁾
PL-CN50-COB- 1400-865-24D-G2 ¹⁾	15000	96 ²⁾
PL-CN50-COB- 1400-927-40D-G2 ¹⁾	15000	96 ²⁾
PL-CN50-COB- 1400-930-40D-G2 ¹⁾	15000	96 ²⁾
PL-CN50-COB- 1400-935-40D-G2 ¹⁾	15000	96 ²⁾
PL-CN50-COB- 1400-940-40D-G2 ¹⁾	15000	96 ²⁾
PL-CN50-COB- 1400-827-40D-G2 ¹⁾	15000	96 ²⁾
PL-CN50-COB- 1400-830-40D-G2 ¹⁾	15000	96 ²⁾
PL-CN50-COB- 1400-840-40D-G2 ¹⁾	15000	96 ²⁾
PL-CN50-COB- 1400-865-40D-G2 ¹⁾	15000	96 ²⁾

Product family datasheet

Product description	Number of switching cycles	Lumen maintenance factor LMF
PL-CN50-COB- 1400-930UW-24D-G2 1)	15000	96 ²⁾
PL-CN50-COB- 1400-935UW-24D-G2 1)	15000	96 ²⁾
PL-CN50-COB- 1400-930UW-40D-G2 1)	15000	96 ²⁾
PL-CN50-COB- 1400-935UW-40D-G2 1)	15000	96 ²⁾

1) See product remark

2) _

Additional product data

Product description	Predecessor EAN
PL-CN50-COB- 1400-927-15D-G2 ¹⁾	
PL-CN50-COB- 1400-930-15D-G2 ¹⁾	
PL-CN50-COB- 1400-935-15D-G2 ¹⁾	
PL-CN50-COB- 1400-940-15D-G2 ¹⁾	
PL-CN50-COB- 1400-827-15D-G2 ¹⁾	
PL-CN50-COB- 1400-830-15D-G2 ¹⁾	
PL-CN50-COB- 1400-840-15D-G2 ¹⁾	
PL-CN50-COB- 1400-927-24D-G2 ¹⁾	4052899583627
PL-CN50-COB- 1400-930-24D-G2 ¹⁾	4052899541191
PL-CN50-COB- 1400-935-24D-G2 ¹⁾	
PL-CN50-COB- 1400-940-24D-G2 ¹⁾	4052899541771
PL-CN50-COB- 1400-827-24D-G2 ¹⁾	4062172049634
PL-CN50-COB- 1400-830-24D-G2 ¹⁾	4052899541870
PL-CN50-COB- 1400-840-24D-G2 ¹⁾	4052899541917
PL-CN50-COB- 1400-865-24D-G2 ¹⁾	
PL-CN50-COB- 1400-927-40D-G2 ¹⁾	4052899583641
PL-CN50-COB- 1400-930-40D-G2 ¹⁾	4052899541757
PL-CN50-COB- 1400-935-40D-G2 ¹⁾	
PL-CN50-COB- 1400-940-40D-G2 ¹⁾	4052899541818
PL-CN50-COB- 1400-827-40D-G2 ¹⁾	
PL-CN50-COB- 1400-830-40D-G2 ¹⁾	4052899541894
PL-CN50-COB- 1400-840-40D-G2 ¹⁾	4052899541931
PL-CN50-COB- 1400-865-40D-G2 ¹⁾	
PL-CN50-COB- 1400-930UW-24D-G2 1)	
PL-CN50-COB- 1400-935UW-24D-G2 1)	
PL-CN50-COB- 1400-930UW-40D-G2 1)	
PL-CN50-COB- 1400-935UW-40D-G2 1)	

1) See product remark

Product family datasheet

Certificates & standards

Product description	Standards	Energy efficiency class
PL-CN50-COB- 1400-927-15D-G2 ¹⁾	Acc. to IEC 62471/Acc. to EN 60598-1/Acc. to EN 60529/Acc. to EN 55015/Acc. to EN 61547/Acc. To EN62031 IEC 605981/CE	F
PL-CN50-COB- 1400-930-15D-G2 ¹⁾	Acc. to IEC 62471/Acc. to EN 60598-1/Acc. to EN 60529/Acc. to EN 55015/Acc. to EN 61547/Acc. To EN62031 IEC 605981/CE	F
PL-CN50-COB- 1400-935-15D-G2 ¹⁾	Acc. to IEC 62471/Acc. to EN 60598-1/Acc. to EN 60529/Acc. to EN 55015/Acc. to EN 61547/Acc. To EN62031 IEC 605981/CE	F
PL-CN50-COB- 1400-940-15D-G2 ¹⁾	Acc. to IEC 62471/Acc. to EN 60598-1/Acc. to EN 60529/Acc. to EN 55015/Acc. to EN 61547/Acc. To EN62031 IEC 605981/CE	F
PL-CN50-COB- 1400-827-15D-G2 ¹⁾	Acc. to IEC 62471/Acc. to EN 60598-1/Acc. to EN 60529/Acc. to EN 55015/Acc. to EN 61547/Acc. To EN62031 IEC 605981/CE	F
PL-CN50-COB- 1400-830-15D-G2 ¹⁾	Acc. to IEC 62471/Acc. to EN 60598-1/Acc. to EN 60529/Acc. to EN 55015/Acc. to EN 61547/Acc. To EN62031 IEC 605981/CE	F
PL-CN50-COB- 1400-840-15D-G2 ¹⁾	Acc. to IEC 62471/Acc. to EN 60598-1/Acc. to EN 60529/Acc. to EN 55015/Acc. to EN 61547/Acc. To EN62031 IEC 605981/CE	E
PL-CN50-COB- 1400-927-24D-G2 ¹⁾	Acc. to IEC 62471/Acc. to EN 60598-1/Acc. to EN 60529/Acc. to EN 55015/Acc. to EN 61547/Acc. To EN62031 IEC 605981/CE	F

Product family datasheet

Product description	Standards	Energy efficiency class
PL-CN50-COB- 1400-930-24D-G2 ¹⁾	Acc. to IEC 62471/Acc. to EN 60598-1/Acc. to EN 60529/Acc. to EN 55015/Acc. to EN 61547/Acc. To EN62031 IEC 605981/CE	F
PL-CN50-COB- 1400-935-24D-G2 ¹⁾	Acc. to IEC 62471/Acc. to EN 60598-1/Acc. to EN 60529/Acc. to EN 55015/Acc. to EN 61547/Acc. To EN62031 IEC 605981/CE	F
PL-CN50-COB- 1400-940-24D-G2 ¹⁾	Acc. to IEC 62471/Acc. to EN 60598-1/Acc. to EN 60529/Acc. to EN 55015/Acc. to EN 61547/Acc. To EN62031 IEC 605981/CE	F
PL-CN50-COB- 1400-827-24D-G2 ¹⁾	Acc. to IEC 62471/Acc. to EN 60598-1/Acc. to EN 60529/Acc. to EN 55015/Acc. to EN 61547/Acc. To EN62031 IEC 605981/CE	F
PL-CN50-COB- 1400-830-24D-G2 ¹⁾	Acc. to IEC 62471/Acc. to EN 60598-1/Acc. to EN 60529/Acc. to EN 55015/Acc. to EN 61547/Acc. To EN62031 IEC 605981/CE	F
PL-CN50-COB- 1400-840-24D-G2 ¹⁾	Acc. to IEC 62471/Acc. to EN 60598-1/Acc. to EN 60529/Acc. to EN 55015/Acc. to EN 61547/Acc. To EN62031 IEC 605981/CE	F
PL-CN50-COB- 1400-865-24D-G2 ¹⁾	Acc. to IEC 62471/Acc. to EN 60598-1/Acc. to EN 60529/Acc. to EN 55015/Acc. to EN 61547/Acc. To EN62031 IEC 605981/CE	E
PL-CN50-COB- 1400-927-40D-G2 ¹⁾	Acc. to IEC 62471/Acc. to EN 60598-1/Acc. to EN 60529/Acc. to EN 55015/Acc. to EN 61547/Acc. To EN62031 IEC 605981/CE	F
PL-CN50-COB- 1400-930-40D-G2 ¹⁾	Acc. to IEC 62471/Acc. to EN 60598-1/Acc. to EN 60529/Acc. to EN 55015/Acc. to EN 61547/Acc. To EN62031 IEC 605981/CE	F

Product family datasheet

Product description	Standards	Energy efficiency class
PL-CN50-COB- 1400-935-40D-G2 ¹⁾	Acc. to IEC 62471/Acc. to EN 60598-1/Acc. to EN 60529/Acc. to EN 55015/Acc. to EN 61547/Acc. To EN62031 IEC 605981/CE	F
PL-CN50-COB- 1400-940-40D-G2 ¹⁾	Acc. to IEC 62471/Acc. to EN 60598-1/Acc. to EN 60529/Acc. to EN 55015/Acc. to EN 61547/Acc. To EN62031 IEC 605981/CE	F
PL-CN50-COB- 1400-827-40D-G2 ¹⁾	Acc. to IEC 62471/Acc. to EN 60598-1/Acc. to EN 60529/Acc. to EN 55015/Acc. to EN 61547/Acc. To EN62031 IEC 605981/CE	F
PL-CN50-COB- 1400-830-40D-G2 ¹⁾	Acc. to IEC 62471/Acc. to EN 60598-1/Acc. to EN 60529/Acc. to EN 55015/Acc. to EN 61547/Acc. To EN62031 IEC 605981/CE	F
PL-CN50-COB- 1400-840-40D-G2 ¹⁾	Acc. to IEC 62471/Acc. to EN 60598-1/Acc. to EN 60529/Acc. to EN 55015/Acc. to EN 61547/Acc. To EN62031 IEC 605981/CE	E
PL-CN50-COB- 1400-865-40D-G2 ¹⁾	Acc. to IEC 62471/Acc. to EN 60598-1/Acc. to EN 60529/Acc. to EN 55015/Acc. to EN 61547/Acc. To EN62031 IEC 605981/CE	E
PL-CN50-COB- 1400-930UW-24D-G2 ¹⁾	Acc. to IEC 62471/Acc. to EN 60598-1/Acc. to EN 60529/Acc. to EN 55015/Acc. to EN 61547/Acc. To EN62031 IEC 605981/CE	F
PL-CN50-COB- 1400-935UW-24D-G2 ¹⁾	Acc. to IEC 62471/Acc. to EN 60598-1/Acc. to EN 60529/Acc. to EN 55015/Acc. to EN 61547/Acc. To EN62031 IEC 605981/CE	F
PL-CN50-COB- 1400-930UW-40D-G2 ¹⁾	Acc. to IEC 62471/Acc. to EN 60598-1/Acc. to EN 60529/Acc. to EN 55015/Acc. to EN 61547/Acc. To EN62031 IEC 605981/CE	F

Product family datasheet

Product description	Standards	Energy efficiency class
PL-CN50-COB- 1400-935UW-40D-G2 ¹⁾	Acc. to IEC 62471/Acc. to EN 60598-1/Acc. to EN 60529/Acc. to EN 55015/Acc. to EN 61547/Acc. To EN62031 IEC 605981/CE	F

¹⁾ See product remark

Logistical data

Product description	Commodity code
PL-CN50-COB- 1400-927-15D-G2 ¹⁾	853951000000
PL-CN50-COB- 1400-930-15D-G2 ¹⁾	853951000000
PL-CN50-COB- 1400-935-15D-G2 ¹⁾	853951000000
PL-CN50-COB- 1400-940-15D-G2 ¹⁾	853951000000
PL-CN50-COB- 1400-827-15D-G2 ¹⁾	853951000000
PL-CN50-COB- 1400-830-15D-G2 ¹⁾	853951000000
PL-CN50-COB- 1400-840-15D-G2 ¹⁾	853951000000
PL-CN50-COB- 1400-927-24D-G2 ¹⁾	853951000000
PL-CN50-COB- 1400-930-24D-G2 ¹⁾	853951000000
PL-CN50-COB- 1400-935-24D-G2 ¹⁾	853951000000
PL-CN50-COB- 1400-940-24D-G2 ¹⁾	853951000000
PL-CN50-COB- 1400-827-24D-G2 ¹⁾	853951000000
PL-CN50-COB- 1400-830-24D-G2 ¹⁾	853951000000
PL-CN50-COB- 1400-840-24D-G2 ¹⁾	853951000000
PL-CN50-COB- 1400-865-24D-G2 ¹⁾	853951000000
PL-CN50-COB- 1400-927-40D-G2 ¹⁾	853951000000
PL-CN50-COB- 1400-930-40D-G2 ¹⁾	853951000000
PL-CN50-COB- 1400-935-40D-G2 ¹⁾	853951000000
PL-CN50-COB- 1400-940-40D-G2 ¹⁾	853951000000
PL-CN50-COB- 1400-827-40D-G2 ¹⁾	853951000000
PL-CN50-COB- 1400-830-40D-G2 ¹⁾	853951000000
PL-CN50-COB- 1400-840-40D-G2 ¹⁾	853951000000
PL-CN50-COB- 1400-865-40D-G2 ¹⁾	853951000000
PL-CN50-COB- 1400-930UW-24D-G2 ¹⁾	853951000000
PL-CN50-COB- 1400-935UW-24D-G2 ¹⁾	853951000000
PL-CN50-COB- 1400-930UW-40D-G2 ¹⁾	853951000000
PL-CN50-COB- 1400-935UW-40D-G2 ¹⁾	853951000000

¹⁾ See product remark

Environmental information

Product family datasheet

Product description	Date of Declaration	Primary Article Identifier	Declaration No. in SCIP database
PL-CN50-COB- 1400-927-15D-G2 ¹⁾	14-01-2022	4062172227148	In work
PL-CN50-COB- 1400-930-15D-G2 ¹⁾	14-01-2022	4062172227162	In work
PL-CN50-COB- 1400-935-15D-G2 ¹⁾	14-01-2022	4062172227186	In work
PL-CN50-COB- 1400-940-15D-G2 ¹⁾	14-01-2022	4062172227209	In work
PL-CN50-COB- 1400-827-15D-G2 ¹⁾	14-01-2022	4062172227223	In work
PL-CN50-COB- 1400-830-15D-G2 ¹⁾	14-01-2022	4062172227247	In work
PL-CN50-COB- 1400-840-15D-G2 ¹⁾	14-01-2022	4062172227261	In work
PL-CN50-COB- 1400-927-24D-G2 ¹⁾	14-01-2022	4052899621190	No declarable substances contained
PL-CN50-COB- 1400-930-24D-G2 ¹⁾	14-01-2022	4052899621206	No declarable substances contained
PL-CN50-COB- 1400-935-24D-G2 ¹⁾	14-01-2022	4052899621213	No declarable substances contained
PL-CN50-COB- 1400-940-24D-G2 ¹⁾	14-01-2022	4052899621220	No declarable substances contained
PL-CN50-COB- 1400-827-24D-G2 ¹⁾	14-01-2022	4052899621237	No declarable substances contained
PL-CN50-COB- 1400-830-24D-G2 ¹⁾	14-01-2022	4052899621244	No declarable substances contained
PL-CN50-COB- 1400-840-24D-G2 ¹⁾	14-01-2022	4052899621251	No declarable substances contained
PL-CN50-COB- 1400-865-24D-G2 ¹⁾	14-01-2022	4052899621268	No declarable substances contained
PL-CN50-COB- 1400-927-40D-G2 ¹⁾	14-01-2022	4052899621299	No declarable substances contained
PL-CN50-COB- 1400-930-40D-G2 ¹⁾	14-01-2022	4052899621305	No declarable substances contained
PL-CN50-COB- 1400-935-40D-G2 ¹⁾	14-01-2022	4052899621312	No declarable substances contained
PL-CN50-COB- 1400-940-40D-G2 ¹⁾	14-01-2022	4052899621329	No declarable substances contained
PL-CN50-COB- 1400-827-40D-G2 ¹⁾	14-01-2022	4052899621336	No declarable substances contained
PL-CN50-COB- 1400-830-40D-G2 ¹⁾	14-01-2022	4052899621343	No declarable substances contained
PL-CN50-COB- 1400-840-40D-G2 ¹⁾	14-01-2022	4052899621350	No declarable substances contained
PL-CN50-COB- 1400-865-40D-G2 ¹⁾	14-01-2022	4052899621367	No declarable substances contained
PL-CN50-COB- 1400-930UW-24D-G2 ¹⁾	14-01-2022	4052899621275	No declarable substances contained
PL-CN50-COB- 1400-935UW-24D-G2 ¹⁾	14-01-2022	4052899621282	No declarable substances contained
PL-CN50-COB- 1400-930UW-40D-G2 ¹⁾	14-01-2022	4052899621374	No declarable substances contained
PL-CN50-COB- 1400-935UW-40D-G2 ¹⁾	14-01-2022	4052899621381	No declarable substances contained

Product family datasheet

Product description	Candidate List Substance 1
PL-CN50-COB- 1400-927-15D-G2 ¹⁾	
PL-CN50-COB- 1400-930-15D-G2 ¹⁾	
PL-CN50-COB- 1400-935-15D-G2 ¹⁾	
PL-CN50-COB- 1400-940-15D-G2 ¹⁾	
PL-CN50-COB- 1400-827-15D-G2 ¹⁾	
PL-CN50-COB- 1400-830-15D-G2 ¹⁾	
PL-CN50-COB- 1400-840-15D-G2 ¹⁾	
PL-CN50-COB- 1400-927-24D-G2 ¹⁾	No declarable substances contained
PL-CN50-COB- 1400-930-24D-G2 ¹⁾	No declarable substances contained
PL-CN50-COB- 1400-935-24D-G2 ¹⁾	No declarable substances contained
PL-CN50-COB- 1400-940-24D-G2 ¹⁾	No declarable substances contained
PL-CN50-COB- 1400-827-24D-G2 ¹⁾	No declarable substances contained
PL-CN50-COB- 1400-830-24D-G2 ¹⁾	No declarable substances contained
PL-CN50-COB- 1400-840-24D-G2 ¹⁾	No declarable substances contained
PL-CN50-COB- 1400-865-24D-G2 ¹⁾	No declarable substances contained
PL-CN50-COB- 1400-927-40D-G2 ¹⁾	No declarable substances contained
PL-CN50-COB- 1400-930-40D-G2 ¹⁾	No declarable substances contained
PL-CN50-COB- 1400-935-40D-G2 ¹⁾	No declarable substances contained
PL-CN50-COB- 1400-940-40D-G2 ¹⁾	No declarable substances contained
PL-CN50-COB- 1400-827-40D-G2 ¹⁾	No declarable substances contained
PL-CN50-COB- 1400-830-40D-G2 ¹⁾	No declarable substances contained
PL-CN50-COB- 1400-840-40D-G2 ¹⁾	No declarable substances contained
PL-CN50-COB- 1400-865-40D-G2 ¹⁾	No declarable substances contained
PL-CN50-COB- 1400-930UW-24D-G2 ¹⁾	No declarable substances contained
PL-CN50-COB- 1400-935UW-24D-G2 ¹⁾	No declarable substances contained
PL-CN50-COB- 1400-930UW-40D-G2 ¹⁾	No declarable substances contained
PL-CN50-COB- 1400-935UW-40D-G2 ¹⁾	No declarable substances contained

¹⁾ See product remark

Product family datasheet

Product remark

Modules perfectly matched to OSRAM OPTOTRONIC LED drivers (see relevant table)/For current photometric data and important safety, installation and application information (see www.osram.com/led-systems),/All the technical parameters apply to the entire module. In view of the complex manufacturing process for light emitting diodes, the typical values given above for the technical LED parameters are merely statistical values that do not necessarily correspond to the actual technical parameters of an individual product; individual products may vary from the typical values/Tolerance for optical and electrical data: +/-10%

Application advice

For more detailed application information and graphics please see product datasheet.



















Sales and Technical Support

Sales and Technical Support www.osram.com

Download Data

File	
	Certificates PL CN50 COB 1400 G2 ENEC 181121
	CAD data PL CN50 G2 STEP 041121
	IES data PL CN50 COB 1400 927 15D G2 IES 041121
	IES data PL CN50 COB 1400 930 15D G2 IES 041121
	IES data PL CN50 COB 1400 935 15D G2 IES 041121
	IES data PL CN50 COB 1400 940 15D G2 IES 041121
	IES data PL CN50 COB 1400 827 15D G2 IES 041121
	IES data PL CN50 COB 1400 830 15D G2 IES 041121
	IES data PL CN50 COB 1400 840 15D G2 IES 041121
	CAD data PL CN50 COB G2 STEP 160321
	IES data PL CN50 COB 1400 827 24D G2.1 IES 250321
	IES data PL CN50 COB 1400 827 40D G2.1 IES 250321

Product family datasheet

	IES data PL CN50 COB 1400 830 24D G2.1 IES 250321
	IES data PL CN50 COB 1400 830 40D G2.1 IES 250321
	IES data PL CN50 COB 1400 840 24D G2.1 IES 250321
	IES data PL CN50 COB 1400 840 40D G2.1 IES 250321
	IES data PL CN50 COB 1400 865 24D G2.1 IES 250321
	IES data PL CN50 COB 1400 865 40D G2.1 IES 250321
	IES data PL CN50 COB 1400 927 24D G2.1 IES 250321
	IES data PL CN50 COB 1400 927 40D G2.1 IES 250321
	IES data PL CN50 COB 1400 930 24D G2.1 IES 250321
	IES data PL CN50 COB 1400 930 40D G2.1 IES 250321
	IES data PL CN50 COB 1400 930UW 24D G2.1 IES 250321
	IES data PL CN50 COB 1400 930UW 40D G2.1 IES 250321
	IES data PL CN50 COB 1400 935 24D G2.1 IES 250321
	IES data PL CN50 COB 1400 935 40D G2.1 IES 250321
	IES data PL CN50 COB 1400 935UW 24D G2.1 IES 250321
	IES data PL CN50 COB 1400 935UW 40D G2.1 IES 250321
	IES data PL CN50 COB 1400 940 24D G2.1 IES 250321
	IES data PL CN50 COB 1400 940 40D G2.1 IES 250321

Logistical Data

Product code	Product description	Packaging unit (Pieces/Unit)	Dimensions (length x width x height)	Volume	Gross weight
4062172227148	PL-CN50-COB- 1400-927-15D-G2	Shipping carton box 20	268 mm x 110 mm x 138 mm	4.07 dm ³	2156.00 g

Product family datasheet

Logistical Data

4062172227162	PL-CN50-COB- 1400-930-15D-G2	Shipping carton box 20	268 mm x 110 mm x 138 mm	4.07 dm ³	2156.00 g
4062172227186	PL-CN50-COB- 1400-935-15D-G2	Shipping carton box 20	268 mm x 110 mm x 138 mm	4.07 dm ³	2156.00 g
4062172227209	PL-CN50-COB- 1400-940-15D-G2	Shipping carton box 20	268 mm x 110 mm x 138 mm	4.07 dm ³	2156.00 g
4062172227223	PL-CN50-COB- 1400-827-15D-G2	Shipping carton box 20	268 mm x 110 mm x 138 mm	4.07 dm ³	2156.00 g
4062172227247	PL-CN50-COB- 1400-830-15D-G2	Shipping carton box 20	268 mm x 110 mm x 138 mm	4.07 dm ³	2156.00 g
4062172227261	PL-CN50-COB- 1400-840-15D-G2	Shipping carton box 20	268 mm x 110 mm x 138 mm	4.07 dm ³	2156.00 g
4052899621190	PL-CN50-COB- 1400-927-24D-G2	Shipping carton box 20	268 mm x 110 mm x 138 mm	4.07 dm ³	2156.00 g
4052899621206	PL-CN50-COB- 1400-930-24D-G2	Shipping carton box 20	268 mm x 110 mm x 138 mm	4.07 dm ³	2156.00 g
4052899621213	PL-CN50-COB- 1400-935-24D-G2	Shipping carton box 20	268 mm x 110 mm x 138 mm	4.07 dm ³	2156.00 g
4052899621220	PL-CN50-COB- 1400-940-24D-G2	Shipping carton box 20	268 mm x 110 mm x 138 mm	4.07 dm ³	2156.00 g
4052899621237	PL-CN50-COB- 1400-827-24D-G2	Shipping carton box 20	268 mm x 110 mm x 138 mm	4.07 dm ³	2156.00 g
4052899621244	PL-CN50-COB- 1400-830-24D-G2	Shipping carton box 20	268 mm x 110 mm x 138 mm	4.07 dm ³	2156.00 g
4052899621251	PL-CN50-COB- 1400-840-24D-G2	Shipping carton box 20	268 mm x 110 mm x 138 mm	4.07 dm ³	2156.00 g
4052899621268	PL-CN50-COB- 1400-865-24D-G2	Shipping carton box 20	268 mm x 110 mm x 138 mm	4.07 dm ³	2156.00 g
4052899621299	PL-CN50-COB- 1400-927-40D-G2	Shipping carton box 20	268 mm x 110 mm x 138 mm	4.07 dm ³	2156.00 g
4052899621305	PL-CN50-COB- 1400-930-40D-G2	Shipping carton box 20	268 mm x 110 mm x 138 mm	4.07 dm ³	2156.00 g
4052899621312	PL-CN50-COB- 1400-935-40D-G2	Shipping carton box 20	268 mm x 110 mm x 138 mm	4.07 dm ³	2156.00 g
4052899621329	PL-CN50-COB- 1400-940-40D-G2	Shipping carton box 20	268 mm x 110 mm x 138 mm	4.07 dm ³	2156.00 g
4052899621336	PL-CN50-COB- 1400-827-40D-G2	Shipping carton box 20	268 mm x 110 mm x 138 mm	4.07 dm ³	2156.00 g
4052899621343	PL-CN50-COB- 1400-830-40D-G2	Shipping carton box 20	268 mm x 110 mm x 138 mm	4.07 dm ³	2156.00 g
4052899621350	PL-CN50-COB- 1400-840-40D-G2	Shipping carton box 20	268 mm x 110 mm x 138 mm	4.07 dm ³	2156.00 g

Product family datasheet

Logistical Data

4052899621367	PL-CN50-COB- 1400-865-40D-G2	Shipping carton box 20	268 mm x 110 mm x 138 mm	4.07 dm ³	2156.00 g
4052899621275	PL-CN50-COB- 1400-930UW-24D-G2	Shipping carton box 20	268 mm x 110 mm x 138 mm	4.07 dm ³	2156.00 g
4052899621282	PL-CN50-COB- 1400-935UW-24D-G2	Shipping carton box 20	268 mm x 110 mm x 138 mm	4.07 dm ³	2156.00 g
4052899621374	PL-CN50-COB- 1400-930UW-40D-G2	Shipping carton box 20	268 mm x 110 mm x 138 mm	4.07 dm ³	2156.00 g
4052899621381	PL-CN50-COB- 1400-935UW-40D-G2	Shipping carton box 20	268 mm x 110 mm x 138 mm	4.07 dm ³	2156.00 g

The mentioned product code describes the smallest quantity unit which can be ordered. One shipping unit can contain one or more single products. When placing an order, for the quantity please enter single or multiples of a shipping unit.

Accessories Optional

Product description	Accessory name	Accessory code
PL-CN50-COB- 1400-927-15D-G2	BLACK COVER FOR COIN 50 COB G2	4062172251808
PL-CN50-COB- 1400-930-15D-G2	BLACK COVER FOR COIN 50 COB G2	4062172251808
PL-CN50-COB- 1400-935-15D-G2	BLACK COVER FOR COIN 50 COB G2	4062172251808
PL-CN50-COB- 1400-940-15D-G2	BLACK COVER FOR COIN 50 COB G2	4062172251808
PL-CN50-COB- 1400-827-15D-G2	BLACK COVER FOR COIN 50 COB G2	4062172251808
PL-CN50-COB- 1400-830-15D-G2	BLACK COVER FOR COIN 50 COB G2	4062172251808
PL-CN50-COB- 1400-840-15D-G2	BLACK COVER FOR COIN 50 COB G2	4062172251808
PL-CN50-COB- 1400-927-24D-G2	40D LENS FOR COIN 50 COB G2	4062172235051
PL-CN50-COB- 1400-927-24D-G2	BLACK COVER FOR COIN 50 COB G2	4062172251808
PL-CN50-COB- 1400-930-24D-G2	40D LENS FOR COIN 50 COB G2	4062172235051
PL-CN50-COB- 1400-930-24D-G2	BLACK COVER FOR COIN 50 COB G2	4062172251808
PL-CN50-COB- 1400-935-24D-G2	40D LENS FOR COIN 50 COB G2	4062172235051
PL-CN50-COB- 1400-935-24D-G2	BLACK COVER FOR COIN 50 COB G2	4062172251808

Product family datasheet

PL-CN50-COB- 1400-940-24D-G2	40D LENS FOR COIN 50 COB G2	▶	4062172235051
PL-CN50-COB- 1400-940-24D-G2	BLACK COVER FOR COIN 50 COB G2	▶	4062172251808
PL-CN50-COB- 1400-827-24D-G2	40D LENS FOR COIN 50 COB G2	▶	4062172235051
PL-CN50-COB- 1400-827-24D-G2	BLACK COVER FOR COIN 50 COB G2	▶	4062172251808
PL-CN50-COB- 1400-830-24D-G2	40D LENS FOR COIN 50 COB G2	▶	4062172235051
PL-CN50-COB- 1400-830-24D-G2	BLACK COVER FOR COIN 50 COB G2	▶	4062172251808
PL-CN50-COB- 1400-840-24D-G2	40D LENS FOR COIN 50 COB G2	▶	4062172235051
PL-CN50-COB- 1400-840-24D-G2	BLACK COVER FOR COIN 50 COB G2	▶	4062172251808
PL-CN50-COB- 1400-865-24D-G2	40D LENS FOR COIN 50 COB G2	▶	4062172235051
PL-CN50-COB- 1400-865-24D-G2	BLACK COVER FOR COIN 50 COB G2	▶	4062172251808
PL-CN50-COB- 1400-927-40D-G2	24D LENS FOR COIN 50 COB G2	▶	4062172235037
PL-CN50-COB- 1400-927-40D-G2	BLACK COVER FOR COIN 50 COB G2	▶	4062172251808
PL-CN50-COB- 1400-930-40D-G2	24D LENS FOR COIN 50 COB G2	▶	4062172235037
PL-CN50-COB- 1400-930-40D-G2	BLACK COVER FOR COIN 50 COB G2	▶	4062172251808
PL-CN50-COB- 1400-935-40D-G2	24D LENS FOR COIN 50 COB G2	▶	4062172235037
PL-CN50-COB- 1400-935-40D-G2	BLACK COVER FOR COIN 50 COB G2	▶	4062172251808
PL-CN50-COB- 1400-940-40D-G2	24D LENS FOR COIN 50 COB G2	▶	4062172235037
PL-CN50-COB- 1400-940-40D-G2	BLACK COVER FOR COIN 50 COB G2	▶	4062172251808
PL-CN50-COB- 1400-827-40D-G2	24D LENS FOR COIN 50 COB G2	▶	4062172235037
PL-CN50-COB- 1400-827-40D-G2	BLACK COVER FOR COIN 50 COB G2	▶	4062172251808
PL-CN50-COB- 1400-830-40D-G2	24D LENS FOR COIN 50 COB G2	▶	4062172235037
PL-CN50-COB- 1400-830-40D-G2	BLACK COVER FOR COIN 50 COB G2	▶	4062172251808
PL-CN50-COB- 1400-840-40D-G2	24D LENS FOR COIN 50 COB G2	▶	4062172235037

Product family datasheet

PL-CN50-COB- 1400-840-40D-G2	BLACK COVER FOR COIN 50 COB G2	▶	4062172251808
PL-CN50-COB- 1400-865-40D-G2	24D LENS FOR COIN 50 COB G2	▶	4062172235037
PL-CN50-COB- 1400-865-40D-G2	BLACK COVER FOR COIN 50 COB G2	▶	4062172251808
PL-CN50-COB- 1400-930UW-24D-G2	40D LENS FOR COIN 50 COB G2	▶	4062172235051
PL-CN50-COB- 1400-930UW-24D-G2	BLACK COVER FOR COIN 50 COB G2	▶	4062172251808
PL-CN50-COB- 1400-935UW-24D-G2	40D LENS FOR COIN 50 COB G2	▶	4062172235051
PL-CN50-COB- 1400-935UW-24D-G2	BLACK COVER FOR COIN 50 COB G2	▶	4062172251808
PL-CN50-COB- 1400-930UW-40D-G2	24D LENS FOR COIN 50 COB G2	▶	4062172235037
PL-CN50-COB- 1400-930UW-40D-G2	BLACK COVER FOR COIN 50 COB G2	▶	4062172251808
PL-CN50-COB- 1400-935UW-40D-G2	24D LENS FOR COIN 50 COB G2	▶	4062172235037
PL-CN50-COB- 1400-935UW-40D-G2	BLACK COVER FOR COIN 50 COB G2	▶	4062172251808

Disclaimer

Subject to change without notice. Errors and omission excepted. Always make sure to use the most recent release.