

EN _____ The Small range is the little brother of the 'original' Normall range of wall fixtures that was created over 17 years ago. Pure and simple lines are combined with state of the art, energy efficient LED units to create a timeless and minimalist design. Use Small as an uplight or downlight: the curved back is optimized to create a great indirect lighting experience. Or use them by the pair, to create a different approach. Small will blend perfectly with your interior. And because CALCYT® plaster fittings share the same thermal expansion characteristics as regular plaster or plasterboard, the installations will remain free of plaster cracks.

DE _____ Die Small-Reihe ist die kleine Schwester der „originalen“ Normall-Reihe von Wandleuchten, die vor über 17 Jahren geschaffen wurde. Klare und schlichte Linien werden mit hochmodernen, energieeffizienten LED-Einheiten kombiniert, um ein zeitloses, minimalistisches Design zu schaffen. Sie können Small als Deckenstrahler oder Downlight einsetzen: Der geschwungene Rücken wurde für eine großartige indirekte Beleuchtungslösung optimiert. Oder nutzen Sie Small paarweise, um ein außergewöhnliches Resultat zu erzielen. Small fügt sich perfekt in Ihre Inneneinrichtung ein. Und da CALCYT®-Gipsleuchten das gleiche thermische Ausdehnungsverhalten wie herkömmlicher Gips oder Gipskarton haben, bleiben die Leuchten garantiert frei von Gipsrissen.

FR _____ La gamme Small est la petite sœur de l'incontournable série Normall, créée il y a plus de 17 ans. Équipées de lampes à LED ultramodernes, ces appliques aux lignes épurées permettent de créer un design intemporel et minimaliste. Utilisez les luminaires Small pour illuminer vos sols ou vos plafonds : le fond légèrement incurvé crée un formidable éclairage indirect. Vous pouvez aussi combiner les deux modes d'éclairage (haut et bas) pour plus d'originalité. Les appliques Small se fondront parfaitement dans votre intérieur. Et parce que CALCYT® partage les mêmes caractéristiques de dilatation thermique que les plâtres ou plaques de plâtre classiques, ce matériau assure des installations sans aucune fissure à long terme.

IT _____ La serie Small è la versione "piccola" di Normall per illuminazioni a parete ideata ben 17 anni fa. Linee semplici e pulite si abbinano qui a unità modernissime unità LED contraddistinte da un'elevata efficienza energetica. Il tutto crea un elemento luce dal design minimalista e senza tempo. Usate Small come luce direzionata verso il basso o verso l'alto: la parte posteriore arrotondata permette un eccellente effetto a luce indiretta. Utilizzate questi elementi a coppie in modo da creare un insieme particolare. Slim si mimetizzerà perfettamente con l'ambiente. E dato che le soluzioni luce realizzate in gesso CALCYT® presentano le stesse caratteristiche di espansione termica tipiche del gesso standard o del cartongesso, non si formeranno delle inestetiche crepe.

NL _____ Dit is de kleine broer van de 'originele' Normall-reeks die 17 jaren geleden werd gecreëerd. Eenvoudige en zuivere lijnen in combinatie met geavanceerde en energiezuinige led-units voor een tijdloos en minimalistisch design. Gebruik Small als up- of downlight: de gebogen achterkant werd geoptimaliseerd voor een aangenamere indirecte lichtervaring. Of gebruik Small twee aan twee om een ander concept te creëren. De CALCYT®-gipsarmaturen hebben dezelfde thermische uitzettingskenmerken als gewone pleister of gipsplaten. Zo blijft de armatuur op lange termijn scheurvrij.

ES _____ La gama Small es el hermano pequeño de la gama Normall 'original' de apliques que se creó hace más de 17 años. Líneas puras y sencillas se combinan con las unidades LED de energía eficiente de vanguardia para crear un diseño atemporal y minimalista. Utilice Small como una iluminación hacia arriba o hacia abajo: la parte posterior curvada está optimizada para crear una gran experiencia de iluminación indirecta. O utilícelo en parejas, para crear un enfoque diferente. Small se mezcla perfectamente con su interior. Y debido a que los accesorios de yeso CALCYT® comparten las mismas características de dilatación térmica que el yeso normal o cartón yeso, las instalaciones se mantendrán libres de grietas de yeso.




389

WALL
PARETE
WAND
MUUR
MUR
PARED



SMALL



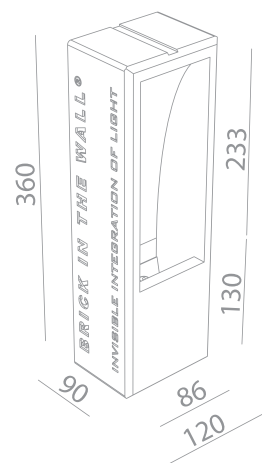
SMALL IP20

INDOOR - INTERNO - INNENBEREICH - INTERIEUR - INTÉRIEUR - INTERIOR

Fix (not adjustable) 0° - 0°

124x365 mm

Material : CALCYT® plaster



SMALL LED WARM DIM 500LM 230VAC

WARM DIM : DIMS FROM 3000°K TO 2000°K

REF N° 106 71 600 phase DIM

230V/50Hz - 6,0W - incl. line voltage LED driver

□ - parallel wiring ▽ 0.2m E CE - P -

4 Step MacAdam - CRI 80 - B

SMALL LED WARM DIM 500LM REMOTE DRIVER

WARM DIM : DIMS FROM 3000°K TO 2000°K

REF N° 106 29 600 remote driver

230V/50Hz - 6,0W - requires remote LED driver

□ - serial wiring ▽ 0.2m E CE - P -

4 Step MacAdam - CRI 80 - B

SMALL LED 1000LM 230 VAC

REF N°	2700°K	3000°K	4000°K
phase DIM	106 73 000	106 73 100	106 73 200

230V/50Hz - 6,8W - incl. line voltage LED driver

□ - parallel wiring ▽ 0.2m E CE - P -

2 Step MacAdam - CRI 80 - A+

SMALL LED 1000LM REMOTE DRIVER

REF N°	2700°K	3000°K	4000°K
excl. driver	106 27 000	106 27 100	106 27 200

230V/50Hz - 6,8W - requires remote LED driver

□ - serial wiring ▽ 0.2m E CE - P -

2 Step MacAdam - CRI 80 - A+

SMALL LED 600LM 230 VAC

REF N°	2200°K	2700°K	3000°K
phase DIM	106 21 500	106 21 000	106 21 100

230V/50Hz - 6,5W - incl. line voltage LED driver

□ - parallel wiring ▽ 0.2m E CE - P -

2 Step MacAdam - CRI 90 - A

SMALL LED 600LM REMOTE DRIVER

REF N°	2200°K	2700°K	3000°K
excl. driver	106 29 500	106 29 000	106 29 100

230V/50Hz - 6,5W - requires remote LED driver

□ - serial wiring ▽ 0.2m E CE - P -

2 Step MacAdam - CRI 90 - A

SMALL HAL

REF N° 106 01 040

QT14 - max 40W - G9

230V/50Hz \diamond ▽ 0.5m E CE - D

REMOTE LED DRIVER DIM

REF N° 697 60 040 DIM 1-10V DALI PUSH 30W

230V/50Hz - □ - current controlled

▽ CE - IP20 - 250mA/350mA

Ready for installation in solid walls
Optional plasterkit for installation into gypsum walls

PLASTERKIT SMALL
REF N° 706 01 000 For mounting into gypsum walls
Housing: perforated aluminium





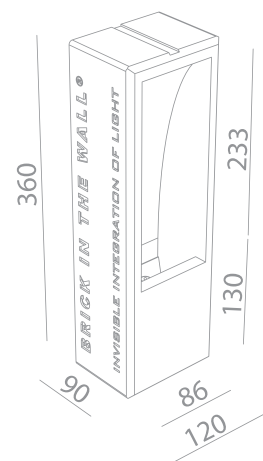
SMALL IP54

BATHROOM - STANZA DA BAGNO - BADEZIMMER - BADKAMER - SALLE DE BAINS - CUARTO DE BAÑO

Fix (not adjustable) 0° - 0°

124x365 mm

Material : CALCYT® plaster

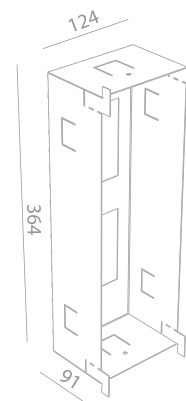


Ready for installation in solid walls
Optional plasterkit for installation into gypsum walls

PLASTERKIT SMALL

REF N° 706 01 000 For mounting into gypsum walls

Housing: perforated aluminium



SMALL LED 600LM 230 VAC

REF N°	2200°K	2700°K	3000°K
phase DIM	106 21 501	106 21 001	106 21 101

230V/50Hz - 6,5W - incl. line voltage LEDdriver
 - parallel wiring 0.2m CE - -
 2 Step MacAdam - CRI 90 -

SMALL LED 600LM REMOTE DRIVER

REF N°	2200°K	2700°K	3000°K
excl. driver	106 29 501	106 29 001	106 29 101

230V/50Hz - 6,5W - requires remote LEDdriver
 - serial wiring 0.2m CE - -
 2 Step MacAdam - CRI 90 -

REMOTE LED DRIVER DIM

REF N° 697 60 040 DIM 1-10V DALI PUSH 30W

230V/50Hz - - current controlled
 - CE - IP20 - 250mA/350mA



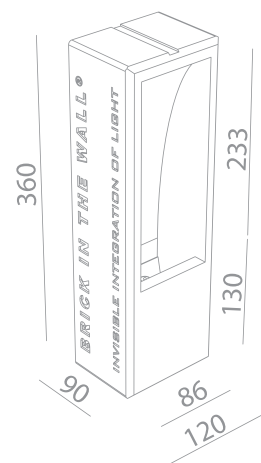
SMALL IP54

OUTDOOR - ESTERNO - AUßENBEREICH - EXTERIEUR - EXTÉRIEUR - EXTERIOR

Fix (not adjustable) 0° - 0°

□ 124x365 mm

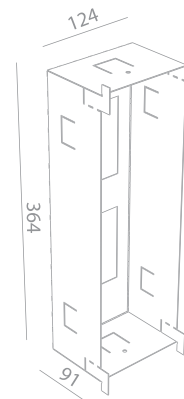
Material : waterproof CALCYT+®



Ready for installation in solid walls
Optional plasterkit for installation into gypsum walls

PLASTERKIT SMALL

REF N° 706 01 000 For mounting into gypsum walls
Housing: perforated aluminium



SMALL LED 600LM 230 VAC

REF N°	2200°K	2700°K	3000°K
phase DIM	106 21 505	106 21 005	106 21 105

230V/50Hz - 6,5W - incl. line voltage LED driver

□ - parallel wiring ▽ 0.2m ECE - P -
2 Step MacAdam - CRI 90 - A

SMALL LED 600LM REMOTE DRIVER

REF N°	2200°K	2700°K	3000°K
excl. driver	106 29 505	106 29 005	106 29 105

230V/50Hz - 6,5W - requires remote LED driver

□ - serial wiring ▽ 0.2m ECE - P -
2 Step MacAdam - CRI 90 - A

REMOTE LED DRIVER DIM

REF N° 697 60 040 DIM 1-10V DALI PUSH 30W

230V/50Hz - □ - current controlled

▽ - CE - IP20 - 250mA/350mA



C

395



SMALL

396

