

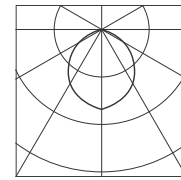


OVERVIEW



- Task lamp in two spacing options, with three convenient localized control options
- 24 VDC output Class 2 constant voltage power supply
- 120–277 VAC input voltage
- Direct-mount (to ceiling)

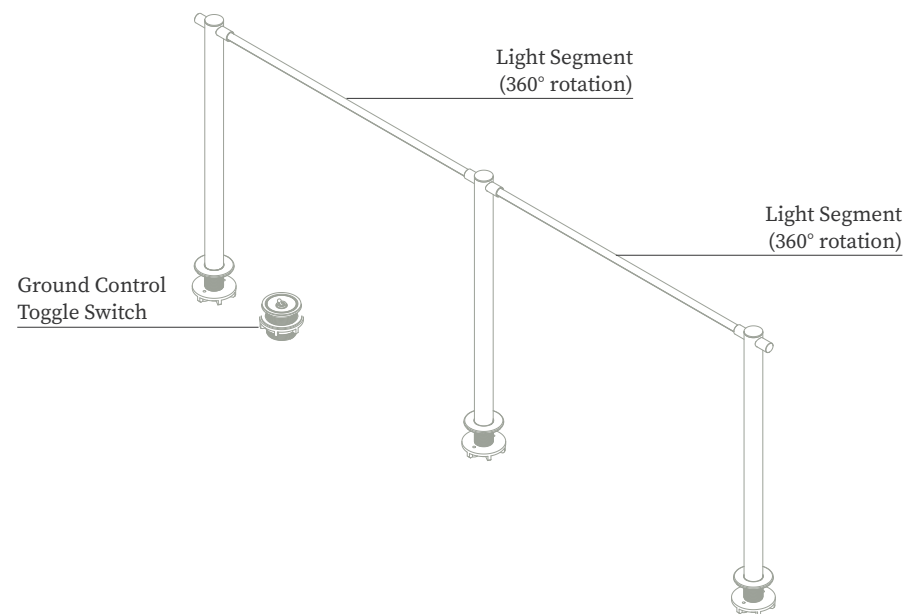
- CRI 95+
- R9 90+
- 90 LM/W delivered efficacy
- 300 LM per linear foot (maximum)
- Frosted lens with 90° beam spread



Example:

JPR-THET-MONO-XXX-000022-XXX-XX-XX

4' nominal — 2 segments (2 light segments)



SPECIFICATION BUILDER

JPR-THET-MONO- - - - -

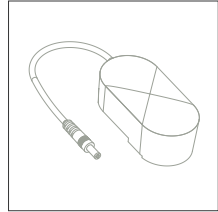
1. Mounting		2. Segments		3. Power Accessory	
SMR	Surface Mount Remote Power Supply not included	000002	2'	DKTS	Ground Control Toggle Switch
		000003	3'	DKDK	Ground Control Dimmer Knob
SMP	Surface Mount Remote Power Supply included	000022	4'	NONE	
		000033	6'		
SMD	Surface Mount Plug-in Power Supply included	000222	6'		
		000333	9'		
		002222	8'		
		003333	12'		
		022222	10'		
		033333	15'		
		222222	12'		
		333333	18'		

See pages 134–135 for mounting/spacing configurations and dimensions for various fixture lengths.

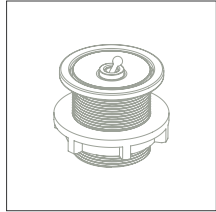
4. CCT		5. Finish	
27	2700 K	01	Satin Brass
30	3000 K	02	Black Oxide
35	3500 K	03	Satin Nickel
40	4000 K	40	English Bronze

See [Finishes](#) for additional options.

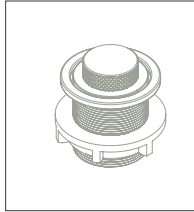
CONTROL OPTIONS



Plug-In Power Supply

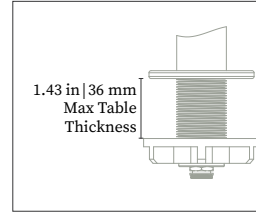


Ground Control Toggle Switch
Inset Switch
2.5 × 2.5 in
63.5 × 63.5 mm



Ground Control Dimmer Knob
Inset Switch
2.5 × 2.5 in
63.5 × 63.5 mm

MOUNTING OPTION



1.43 in | 36 mm
Max Table Thickness

Cutout diameter: 2.25 in
Note: if the table is thicker than that, please contact Juniper technical support.

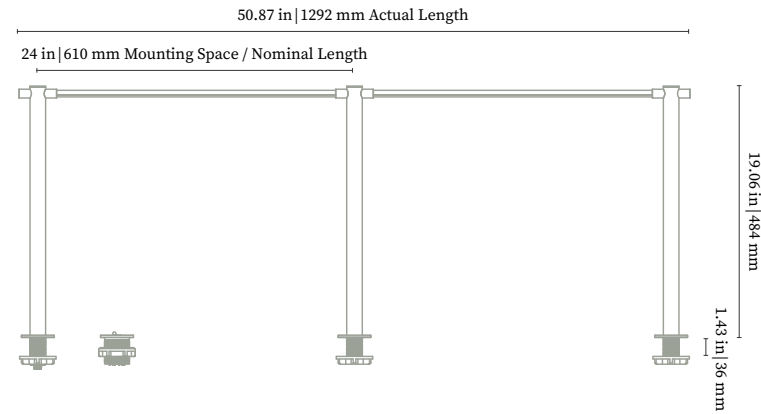
For detailed photometrics, see [Photometric Data](#). IES files available.



SYSTEM LOGIC

Example:

JPR-THET-MONO-XXX-000022-XXX-XX-XX
 4' nominal — 2 segments (2 light segments)



CONFIGURATIONS — DIAGRAMS

