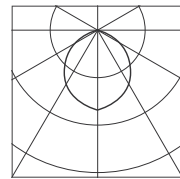


OVERVIEW



- Light segments in 24–72" lengths can be suspended individually or grouped together in clusters of 2–6 segments to create a range of vertical configurations
  - 24 VDC output Class 2 constant voltage power supply
  - 120–277 VAC input voltage
  - Dimming options: 2-Wire/TRIAC/Forward Phase; 0–10 V; 3-Wire
  - Field-adjustable aircraft cables and clear-jacketed co-axial silver cord
  - Direct-mount (to ceiling)
- 
- CRI 95+
  - R9 90+
  - 90 LM/W delivered efficacy
  - 300 LM per linear foot (maximum)
  - Frosted lens with 90° beam spread

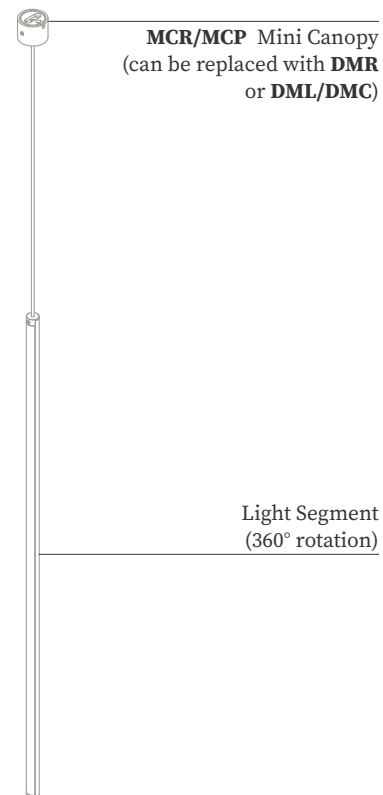


SPECIFICATION BUILDER

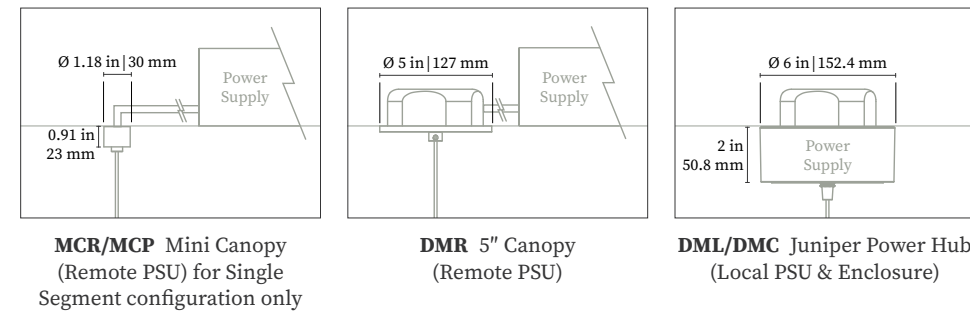
JPR-THEV-MONO- 1 - 2 - 3 - 4

1. Mounting	2. Segments	3. CCT	4. Finish
<b>MCR</b> Mini Canopy (single segment configuration only) Remote Power Supply not included	<b>000002</b> 24 in <b>000003</b> 36 in	<b>27</b> 2700 K <b>30</b> 3000 K	<b>01</b> Satin Brass <b>02</b> Black Oxide
<b>MCP</b> Mini Canopy (single segment configuration only) Remote Power Supply included	<b>000004</b> 48 in <b>000005</b> 60 in <b>000006</b> 72 in	<b>35</b> 3500 K <b>40</b> 4000 K	<b>03</b> Satin Nickel <b>40</b> English Bronze
<b>DMR</b> 5" Canopy Remote Power Supply not included			See <a href="#">Finishes</a> for additional options.
<b>DMP</b> 5" Canopy Remote Power Supply included	Contact Juniper to specify segments of different lengths in the same fixture.		
<b>DML</b> Juniper Power Hub – White Power Supply included			
<b>DMC</b> Juniper Power Hub – Custom Power Supply included	See pages 26–28 for mounting/spacing configurations and dimensions for various fixture lengths.		

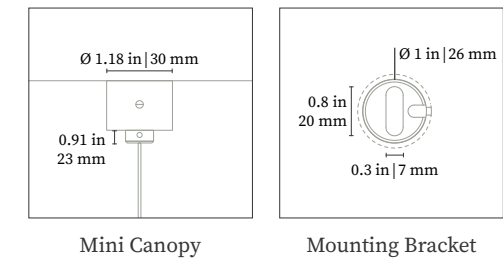
Example:  
**JPR-THEV-MONO-XXX-000002-XX-XX**  
24 in nominal



POWER FEED OPTIONS



MOUNTING OPTIONS




For detailed photometrics, see [Photometric Data](#).  
IES files available.



SYSTEM LOGIC

Example:  
**JPR-THEV-MONO-XXX-000002-XX-XX**  
24 in nominal

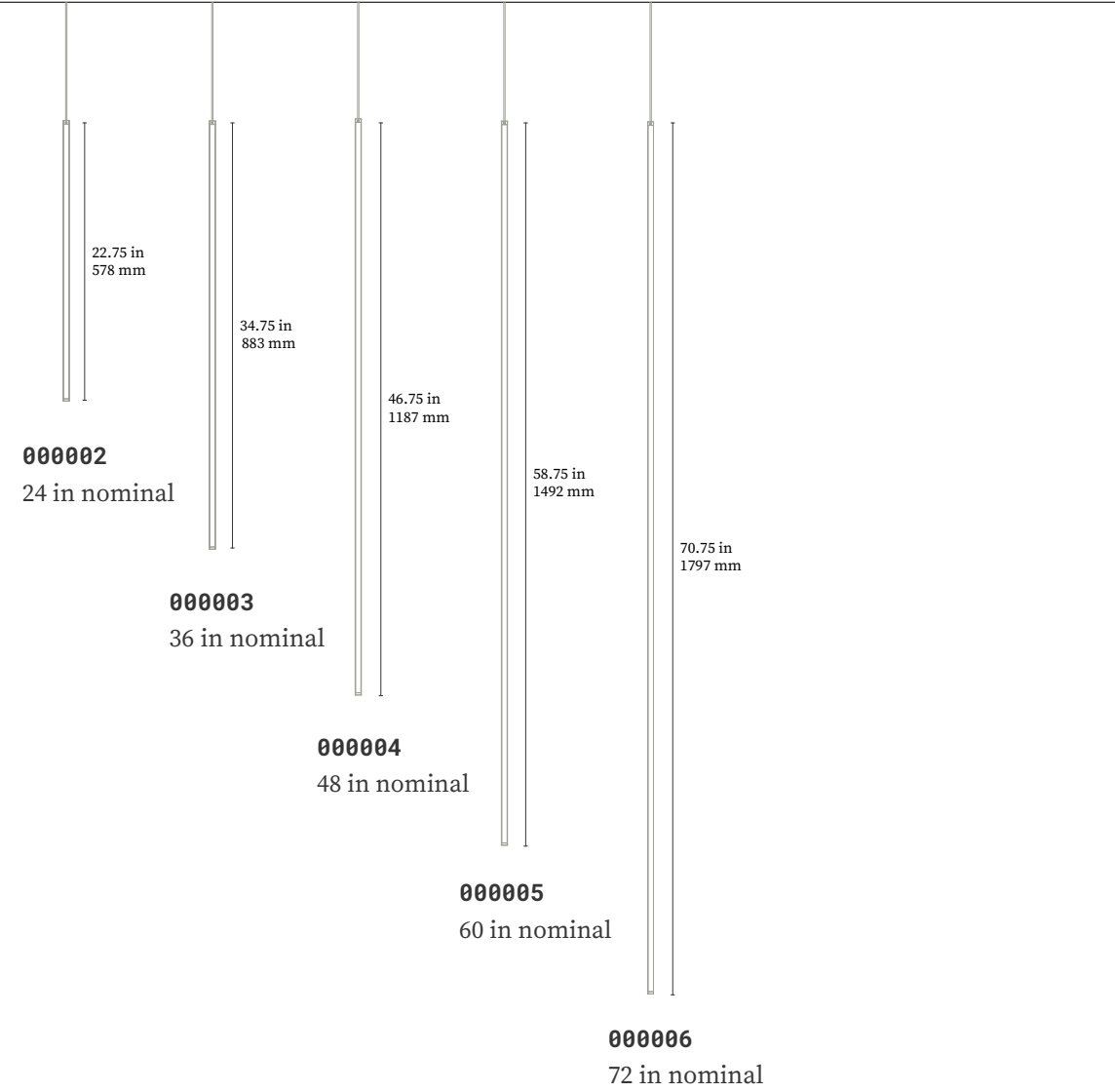


CONFIGURATIONS — DATA

1. SKU	2. Nominal Length	3. Actual Length	4. Total Wattage (W)	5. LM
000002	24 in	22.75 in	6.8	600
000003	36 in	34.75 in	9.6	920
000004	48 in	46.75 in	13.1	1240
000005	60 in	58.75 in	16.6	1560
000006	72 in	70.75 in	20	1900

For the configuration drawings, see page 28.

CONFIGURATIONS — DIAGRAMS



INTENTIONALLY LEFT BLANK



Patent [www.juniperdesign.com/patents/](http://www.juniperdesign.com/patents/)



Patent [www.juniperdesign.com/patents/](http://www.juniperdesign.com/patents/)