

Einbaustrahler, Aluminiumdruckguss Feinstruktur matt pulverbeschichtet, starr, zurückversetzte Lichtquelle, 30° Ausstrahlwinkel, exkl. Konverter

Recessed spotlight, die-cast aluminium, matt powder-coated with fine textured paint, fixed, recessed light source, 30° beam angle, excl. converter

Faretto luminoso in alluminio pressofuso, verniciato a polvere opaca, fisso, lampadina retrocessa, fascio luminoso 30°, converter escluso

W2 = LED 2700K
W3 = LED 3000K

LT: 25000h

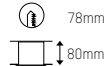
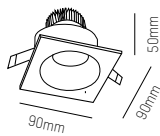
A++ - A

IP 65

NEW! CHICCO SQUARE LED

LED 7W · 350mA · CRI >90

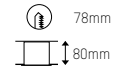
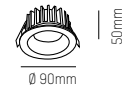
308-0020790302705	W W2	30°	510lm
308-0020790302706	S W2	30°	455lm
308-0020790302704	S W2	30°	465lm
308-0020790303005	W W3	30°	555lm
308-0020790303006	S W3	30°	515lm
308-0020790303004	S W3	30°	525lm



CHICCO ROUND LED

LED 7W · 350mA · CRI >90

308-0010790302705	W W2	30°	510lm
308-0010790302706	S W2	30°	455lm
308-0010790302704	S W2	30°	465lm
308-0010790303005	W W3	30°	555lm
308-0010790303006	S W3	30°	515lm
308-0010790303004	S W3	30°	525lm



LED CONVERTER CHICCO

Info: page 120-123

24-122598	W	350mA · schaltbar / switchable
24-123400	W	350mA · 1 - 10V / push dimm.
24-123403	W	350mA · DALI dimm.

