


























CHAPEAU!

Interno / Indoor

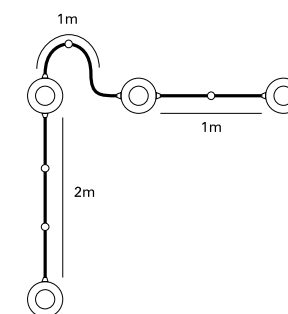
ARTICLE	1050	1050 GU	1026.1 copri scatola di derivazione /junction box cover	1025	FLEXTUBE
DIMENSIONS	base Ø 130 glass Ø 130 depth 150	Ø 130 h. 120		Ø 20 h 23	
POWER	1 x E27 max 15W (max Ø 60 x h 115)	1 x GU10 max 15W	base Ø 130 h 55		
FORI DI USCITA EXIT HOLES	 1050.1  1050.2  1050.2L  1050.3	 1050 GU.1  1050 GU.2  1050 GU.2L  1050 GU.3	 1026.2  1026.2L  1026.3  1026.4		

IP GRADE
20






MATERIALS
Copper, aluminium, steel, blown glass.
Rame, alluminio e acciaio, vetro soffiato.

- GLASS
 -  trasparente
 -  acqua
 -  whisky
 -  indaco
- FLEXTUBE
 -  natural copper / rame naturale RMN*
 -  patined copper / rame invecchiato RMP
 -  steel / acciaio ACC
- METAL (base)
 -  natural copper / rame naturale RMN
 -  patined copper / rame invecchiato RMP
 -  anodized aluminium / alluminio anodizzato ALL

ESEMPIO
EXAMPLE



COMPONENTI
COMPONENTS

-  1025 x 4
-  1050.1 x 2
-  1050.2 x 2
-  flex tube x 4 m
-  C.AWG.mt x 5,5 m