



HENRY


IP GRADE
20


MATERIALS
Slip cast ceramics, metal-
aluminium components
Ceramica bianca, componenti in
metallo e alluminio

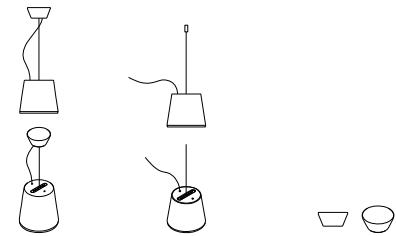
COLOURS IN PHOTO

 smalto bianco 8
 moka matt 70
 grau matt 71
 nero matt 58

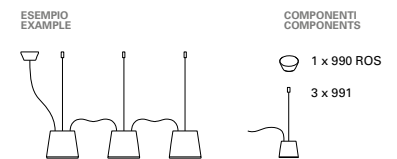
COLOUR CHART
(3)

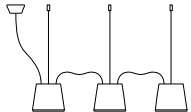

ELECTRIC CABLE

 black
 brown
 grey

METAL

 Brushed copper/ rame spazzolato RMS
 Brushed nickel/ nichel spazzolato NCS
 Brushed brass/ ottone spazzolato BS
 patined copper/ rame patinato RMP



ARTICLE	990	991	990 ROS
DIMENSIONS	base Ø 120 Ø 200 tot.h.max 1500	Ø 200 tot.h.max 1500	Ø 120
POWER	1 x E27 max 25w	1 x E27 max 25w	



ESEMPIO EXAMPLE	COMPONENTI COMPONENTS
	 1 x 990 ROS 3 x 991